

Onderneming - Entreprise:

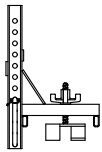
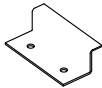
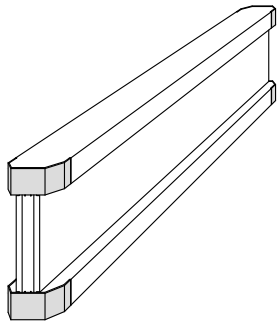
Werf - Chantier:

Afhaling - Enlevement / Terugvracht - Retour

Datum vracht - Date transport

Opmerking - Remarque:

1/1



COFFRADECK-dragers C.20

Poutres COFFRADECK C.20

L= 1,40m

L= 1,50m

L= 2,00m

L= 2,40m

L= 3,00m

L= 3,30m

L= 3,60m

L= 4,00m

L= 4,90m

L= 5,90m

Z-profiel enkele C20 - Profil-Z C20 simple

Z-profiel enkele C20 NG - Profil-Z C20 simple NG

Z-profiel dubbele C20 - Profil-Z C20 double

Paneelsteunen - Supports panneaux