



Onderneming - Entreprise:

Werf - Chantier:


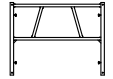
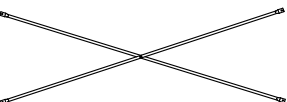


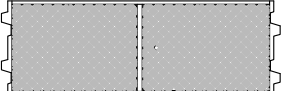


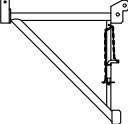

Afhaling - Enlevement / Terugvracht - Retour

Datum vracht - Date transport

Opmerking - Remarque:

1/2

ROLSTELLING
ÉCHAFAUDAGE ROULANTE

	Kaders - Cadres 100x150		
	Kaders - Cadres 120x150		
	Verticale diagonaal	1,30m x 1,00m/1,20m	bl/wit
	Diagonale verticale	1,60m x 1,00m/1,20m	* bl/bl
		2,10m x 1,00m/1,20m	ro/wit
		3,00m x 1,00m/1,20m	ne/wit
	Horizontale diagonaal	1,30m x 1,50m	
	Diagonale horizontale	1,60m x 1,50m	
		2,10m x 1,50m	
		3,00m x 1,50m	
	Loopvloeren staal	B=28,5cm	L=1,30m
	Planchons acier		L=1,60m
			L=2,10m
			L=3,00m
	Loopvloeren staal met vulluik	B=56cm	L=1,30m
	Planchons acier à trappe		L=1,60m
			L=2,10m
	Relingen met connectors		L=0,70m
	Lisses connecteurs		L=1,20m
			L=1,30m
			L=1,60m
			L=2,10m
	Relingen multi-dimensionaal	Ø42 / Ø48	L=3,00m
	Lisses multidimensionnelles		L=0,70m
			L=1,20m
			L=1,30m
			L=1,60m
	Loopconsole - Console de circulation		0,60m
			0,90m
	Ladders met dubbele haak		L=1,20m
	Echelle à double crochet		L=1,50m
			L=2,14m
			L=2,49m



Onderneming - Entreprise:

Werf - Chantier:














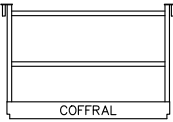

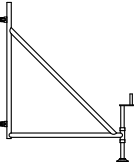
Afhaling - Enlèvement / Terugvracht - Retour

Datum vracht - Date transport

Opmerking - Remarque:

2/2

ROLSTELLING ÉCHAFAUDAGE ROULANTE

	Zwenkwiel met rem Ø160 Roue avec frein Ø160	
	Zwenkwiel met rem Ø200 Roue avec frein Ø200	
	Gevelanker - Ancrage façade	L= 2,00m L= 2,40m
	Vaste koppeling - Raccord fixe Ø 48x48	
	Draaikoppeling - Raccord orientable Ø48x48	
	Vaste koppeling - Raccord fixe Ø 48x60	
	Draaikoppeling - Raccord orientable Ø48x60	
	Leuningconnectors - Connecteurs garde-corps	
	Leuningstaanders - Montants garde-corps	
	Leuningstaanders XL - Montants garde-corps XL	
	Leuningstaanders MG - Montants garde-corps MG	
	Zelfklemmende steekpen Broche autobloquante	
	Rugleuningen Mains courantes	L=1,30m L=1,60m L=2,10m
	Eindschotten in Alu Barrières d'extrémité en Alu	
	Plinten in Alu Plinthes en Alu	L=1,30m L=1,60m L=2,10m
	Stabilisator - Stabilisateur	