
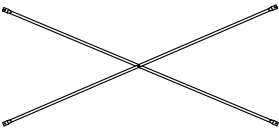
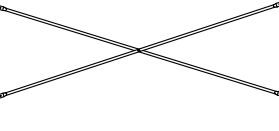

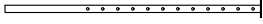







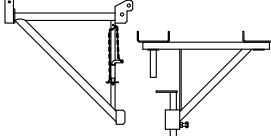
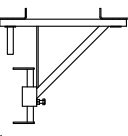




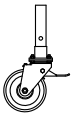






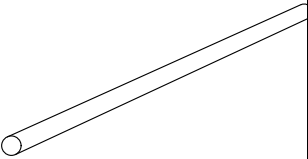










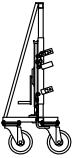
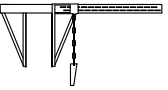

	Kaders - Cadres 150x120		
	Kaders - Cadres 092x120		
		0,35m x 1,50m/1,75m	zw/zw
		0,70m x 1,50m/1,75m	ge/ge
	Verticale diagonaal	1,30m x 1,50m/1,75m	* bl/bl
	Diagonale verticale	1,60m x 1,50m/1,75m	gr/gr
		2,10m x 1,50m/1,75m	ro/ro
		3,00m x 1,50m/1,75m	ne/ne
		0,35m x 0,92m/1,00m	zw/wit
		0,70m x 0,92m/1,00m	ge/wit
	Verticale diagonaal	1,30m x 0,92m/1,00m	bl/wit
	Diagonale verticale	1,60m x 0,92m/1,00m	* bl/bl
		2,10m x 0,92m/1,00m	ro/wit
		3,00m x 0,92m/1,00m	ne/wit
	Horizontale diagonaal	1,30m x 1,20m	
	Diagonale horizontale	1,60m x 1,20m	
		2,10m x 1,20m	
		3,00m x 1,20m	
	Binnenbuis met platte kop	1,70m	
	Tube intérieur à tête plate		
	Binnenbuis met draaibare gaffel	1,70m	
	Tube intérieur à fourche pivotante		
	Adaptor met inkeping - Adaptateur avec encoche		
	Adaptors met ring - Adaptateurs avec anneau		
	Steekpen - Broche		
	Gaffels - Fourches 170x90mm		
	Draaigaffels enkele C20 - Fourches rotatives C20 simple		
	Draaigaffels dubbele C20 - Fourches rotatives C20 double		
	Loopconsole - Console de circulation	0,60m	
		0,90m	
	Randconsole - Console de rive		
	Voetplaat - Plaque de base		
	Connector - Connecteur		
	Zelfklemmende steekpen		
	Broche autobloquante		

	Zwenkwiel met rem Ø160 Roue avec frein Ø160		
	Zwenkwiel met rem Ø200 Roue avec frein Ø200		
  	Vijzel - Vêrin Vijzel met gaffel - Vêrin avec fourche		
  	Vijzel met vasthechtingsplaat Vêrin avec plaque de fixation		
	Stellingbuis Ø48,3x3,25 Tube échaf. Ø48,3x3,25	L= 1,00m L= 1,50m L= 2,00m L= 2,40m L= 3,00m L= 4,00m L= 5,00m L= 6,00m	
	Gevelanker - Ancrage façade	L= 2,00m L= 2,40m	
    	Vaste koppeling - Raccord fixe Ø 48x48 Draaikoppeling - Raccord orientable Ø48x48 Vaste koppeling - Raccord fixe Ø 48x60 Draaikoppeling - Raccord orientable Ø48x60 Draaikoppeling - Raccord orientable Ø48x76		
	Laskoppeling compleet Ø 48 x 48 Raccord à traction complet Ø 48 x 48		
  	Laskoppeling - Raccord à traction Ø 48/48 Verbindingsmof - Goujon d' assemblage Ø48/48 Hamerkopbout - Boulon à tête marteau M14x75		
	Ontkistingskar 3 wielen Chariot de décoffrage 3 roues		
	Balkklem L - Cadre de sommier L		
	Dubbele spie + ketting L Cale doubles + chaîne L		

Onderneming - Entreprise:




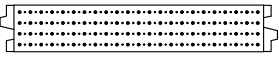
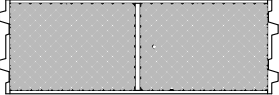

Werf - Chantier:

Afhaling - Enlevement / Terugvracht - Retour

Datum vracht - Date transport

Opmerking - Remarque:

3/3

			L=0,70m	
			L=1,20m	
			L=1,30m	
			L=1,60m	
			L=2,10m	
	Relingen met connectors Lisses connecteurs		L=3,00m	
			L=0,70m	
			L=1,20m	
			L=1,30m	
			L=1,60m	
	Relingen multi-dimensionaal Lisses multidimensionnelles	Ø42 / Ø48	L=2,10m	
			L=3,00m	
			L=1,30m	
			L=1,60m	
			L=2,10m	
	Loopvloeren staal Planchons acier	B=28,5cm	L=1,30m	
			L=1,60m	
			L=2,10m	
			L=3,00m	
	Loopvloeren staal met vulluik Planchons acier à trappe	B=56cm	L=1,30m	
			L=1,60m	
			L=2,10m	
	Ladders met dubbele haak Echelle à double crochet		L=1,20m	
			L=1,50m	
			L=2,14m	
			L=2,49m	